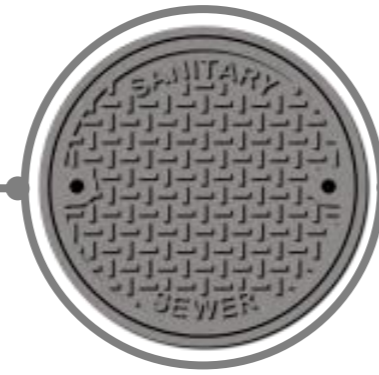



# PREPARATION FOR THE SERVICE

Ensure drainage manholes are accessible, can be lifted, and remove any parked car.




For misting/ULV treatment, cover or isolate smoke detectors in the rooms to be treated.



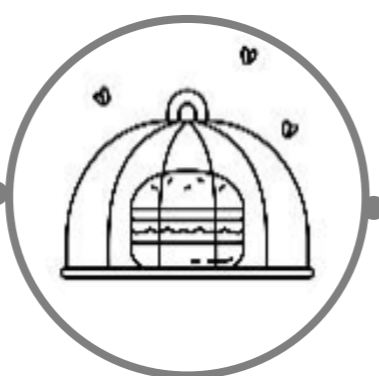
Remove any food from the cupboards, cabinets and under the sink.



Remove fish tanks, reptile tanks and bird cages from areas to be treated.



Place and cover the food items on your dining room table, away from the treatment site.



For roaches and ant infestations, clear items from under the bathroom sink.



Inform us if there are babies/kids until the age of 12, pets, old, sick or people with allergies at the premises to be treated.



Inform the technician where you have noticed the pest's trails or heaviest insect activity.



**WE GET IT  
 ✓ RIGHT  
 FIRST-TIME**

فير مينكس Estd.1979  
**Verminex**  
 Pest Control & Disinfection Experts



People can return once treated area is dry.  
 Normal situation - 2 hours  
 Sensitive situation/ULV treatment - 8 hours

## EXPECTATION AFTER THE SERVICE

Food items should be kept in containers if not in use.

Try to keep clutter away to prevent attracting pest.

Water your landscaping area after 24 hours.

Schedule your next preventative service.

Do not wash treated areas except the food counters.

Do not disturb any pest monitors we install.

Wait till after the spray dries and keep children and pets away .

If you accidentally left any food outside, dispose them in the garbage.

Keep sink areas clean & as dry as possible. And follow our service team advice.

It is normal to see pests after the treatment. Do not attempt to spray with household pesticides.

